



THE SYSTEM FOR PEDESTRIANS AND CYCLISTS.

street
meets
rail.



LEVEL CROSSING SYSTEMS *for highest demands*

1 | APPLICATION

pedeSTRAIL, a high-strength and durable covering.

We have developed **pedeSTRAIL** specifically for pedestrian and cyclist crossings, railroad stations, stops, depots and industrial plants. Due to caverns on their underside these 900 mm panels remain light and easy to handle, despite their size. **pedeSTRAIL** – a system, which is independent of sleeper spacing – has an integrated,

narrow flange groove, which in particular benefits pedestrians, cyclists, as well as people using baby carriages or wheelchairs.



2 | ADVANTAGES

pedeSTRAIL, the safe crossing for pedestrians and cyclists.

The surface, which has been specifically developed to suit the needs and requirements of pedestrians and cyclists, ensures a safe and comfortable use of the crossing.

The modular system is available for all rail and sleeper types. It comprises individual full depth rubber panels, which are connected to a package by our look tight system.

Due to the light panel units assembly time during installation and removal is kept to a minimum, which leads to simple and cost-effective installations, as well as track maintenance.

- ◆ cost-effective
- ◆ very easy installation and removal
- ◆ particularly long service life
- ◆ narrow flange groove




3 | DATA



pedeSTRAIL, the safe crossing for pedestrians and cyclists.

- 1** pedeSTRAIL inner panel 900 mm wide, for 1,435 mm gauge (deliverable for all common gauges)
- 2** pedeSTRAIL short outer panel 900 mm wide:
distance from outer side of rail > road connection: 591 mm (version without T-kerbstone)
- 3** pedeSTRAIL lock tight system (see page 7)
> all parts heat treated steel and galvanised / rolled thread
- 4** pedeSTRAIL road connection > version with long outer panel:
distance from outer side of rail > road connection: 713 mm (version with T-kerbstone)
- 5** tongue-groove connection

In case of special types, an outer panel - distance from outer side of rail / T-kerbstone: 591 mm - can be delivered (e.g. for short sleepers, concrete longitudinal beams).



wear-and-tear layer (possibly poured asphalt)
binding layer
bituminous supporting layer
substrate

mm in inches glossary:	
1,435 mm = 56.49 inch	731 mm = 28.78 inch
713 mm = 28.07 inch	591 mm = 23.27 inch



4 | INSTALLATION

pedeSTRAIL permits short assembly times.

Once the position of the level crossing has been determined and the track structure prepared, the **pedeSTRAIL** panels can be installed:

For the inner panels press the edge of the panel under the rail head using the installation lever.

Lubricate the tongue and groove side of the panels with STRAIL lubricant and screw them together with the lock tight system.

Check the position of the first two screwed panels with a angle gauge and, if necessary, correct it using a plastic sledge hammer (90° to the rail).

Press the outer panels against the rail head and secure them longitudinally into a gap-free package with the help of the lock tight system. Installation of the panels starts in the center.

Detailed assembly instructions are included with delivery or available for download from www.strail.com.

Guarantee / Maintenance

When properly installed according to installation instructions, we offer a guarantee on **pedeSTRAIL** which goes beyond statutory warranty. **pedeSTRAIL** requires no regular maintenance.



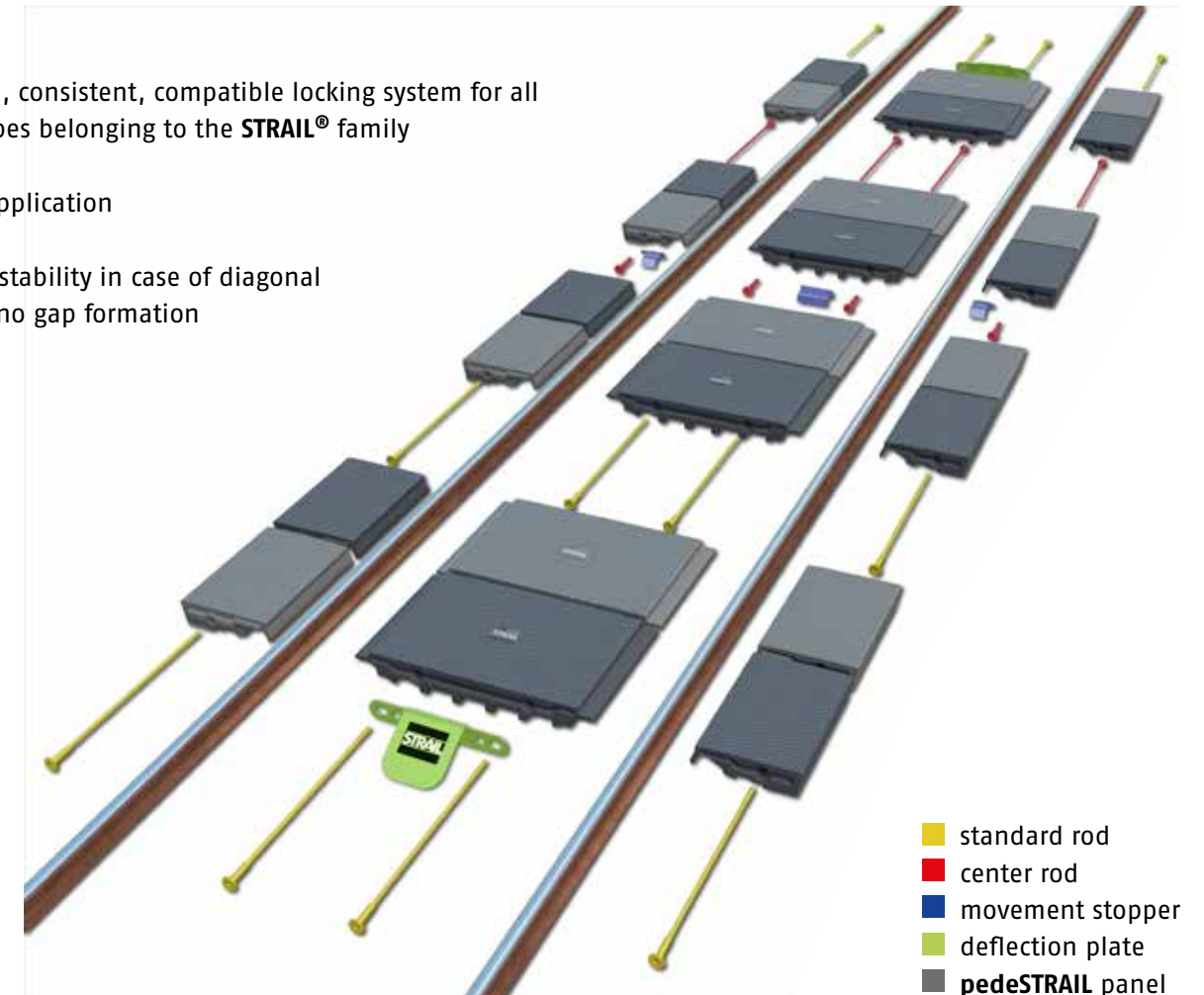
Service life of the level crossing depends on the respective traffic load. 15 years are the rule. Extreme increases or reductions in traffic can affect service life. In the meantime, installation lifetimes of 25 years are no longer uncommon.



5 | LOCK TIGHT SYSTEM

simple, intelligent, patented.

- ◆ patented, consistent, compatible locking system for all panel types belonging to the **STRAIL®** family
- ◆ simple application
- ◆ position stability in case of diagonal traffic > no gap formation



6 | INTERESTING POINTS

Quality / Approval

Through our internal quality assurance, we are still able to trace back individual components of our products years after delivering them. All components are thoroughly tried and tested in a hands-on manner: raw materials in our pilot plant and innovations, as well as product changes using our test bench. Our products are inspected by different testing institute on a regular basis. We have been working with TÜV/LGA for years (external supervision according to German Industrial Standard DIN/ EN 18200). Additionally, we apply certified energy management according to DIN/EN/ISO 50001.

We closely examine our suppliers in so-called supplier audits to ensure documented process and product management.

Since 1994, we have been certified in accordance with DIN ISO EN 9001, in addition to being a Q1 supplier of the Deutsche Bahn AG, as well as an A1 supplier of the SNCF.

All products belonging to the STRAIL® family have been approved and installed in nearly all major railroad countries. We are happy to answer any specific questions you may have concerning this subject.

Recycling / Return Policy

Our return policy offers you a significant advantage → „old panels“ which were bought from STRAIL® or at one of our STRAIL® partners can be returned to STRAIL®. We then recycle the panels and reuse them in our production process.

Our motto >> **conservation of valuable raw material and energy resources!**

If you choose to, you may drop STRAIL® panels off at any disposal site > STRAIL® rubber panels are classified according to the European Waste Catalog EWC. The waste code according to EWC for STRAIL® rubber panels is 160103. In accordance with this code our panels may be dropped off at any waste disposal company.

7 | FAQ

What you have always wanted to know.

◆ What are the STRAIL® products made of? (difference to other rubber panels)

All level crossing panels belonging to the STRAIL® product family are made of recycling and virgin rubber, while having the smallest, permissible flange groove.

A special feature is that the entire panel is fully vulcanized, according to a special production process. On the basis of this complex production process it is possible to achieve outstanding product features and a significantly longer service life.

◆ Switches

In consultation with our design department, special, dimensionally accurate panels are manufactured for the full-surface covering in the area of the center and end parts of switches.

◆ Radii

On principle, full-surface covering of radii is unproblematic. Very tight radii are covered with a specific number of special radii panels.

◆ Application of STRAIL®, pontiSTRAIL, innoSTRAIL, pedeSTRAIL and veloSTRAIL

Depending on road and rail load, as well as individual local conditions, a perfectly suited product can be undoubtedly found within the STRAIL® portfolio. It is generally recommended to consult the responsible STRAIL® representative, who will gladly assist you in finding the right product for your respective area of application.



8 | THE STRAIL PRINCIPLE

we connect street and rail.



fast.

Traffic needs to flow, freely and quickly. With **STRAIL®** you simply are fast – for planning, building and maintenance. Our offers are typically drawn up within 48 hours. Your level crossing leaves our factory as early as two weeks after placing your order. Using a crew of 4-6 people and no additional machines, you can install a 9 m long crossing in merely three hours.

In case of track maintenance, **STRAIL®** can be removed and reinstalled quickly and without much effort. In addition, our experts are available virtually around the clock.

STRAIL® is profitable. From the outset.



safe.

Wherever safety is concerned, we accept no compromises. **STRAIL®** is different – ranging from its technically simple, yet fast and safe installation, to its ability to bear continuous loads on a daily basis without any gap formation.

The tongue and groove connection prevents – especially in case of diagonal traffic – the dreaded “sudden collapse” effect, well-known from other single-panel systems.

Products which are part of the **STRAIL®** family have the smallest, permissible flange groove. **veloSTRAIL** eliminates this gap entirely.

STRAIL®. Safety for your level crossings and for your investments.



reliable.

Building level crossings is one thing. Keeping them in excellent condition is quite another. “Fit & Forget” is our motto; as a result: maintenance-free level crossings. Over 30,000 crossings under varying climatic conditions on five continents form the basis of our reliable technology and materials. Besides, your experiences help us to continuously perfect **STRAIL®**.

You benefit from the long service life of our products and with the support of the worldwide operating **KRAIBURG** group we have been your reliable partner for over 40 years.

STRAIL® fulfills your expectations.



www.strail.com




made
in
germany

-/ level crossing systems

KRAIBURG STRAIL® GmbH & Co. KG

D-84529 Tittmoning | Goellstr. 8

tel. +49 (0) 8683 / 701-0 | fax -126 | info@strail.com

STRAIL | STRAILastic | STRAILway are brands of the  group.